

## DESCRIPTION

1/4  $\lambda$  mobile antennas covering the frequency range of 55...550 MHz or 108...550 MHz by using the enclosed cutting diagram. MGA series is made of 17/7 PH stainless steel rod and stainless steel spring. They are supplied with "SL", "S" mount (from 55 up to 300 MHz) or "N" mount (from 55 up to 100 MHz).

## SPECIFICATIONS

### Electrical Data

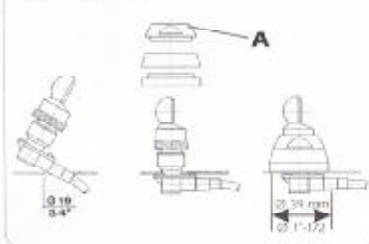
Type	: 1/4 $\lambda$
Frequency Range	: MGA 55-550 from 55 to 550 MHz tunable by cutting : MGA 108-550 from 108 to 550 MHz tunable by cutting
Impedance	: 50 $\Omega$
Radiation	: Omnidirectional
Polarization	: Vertical
Gain	: 0 dB ref. to a $\lambda/4$ whip
Bandwidth @ SWR $\leq 2$	: see diagram ("SL" mount)
SWR @ res. freq.	: see diagram ("SL" mount)
Max Power	: 100 Watts
Feed System / Position	: Direct / Base
Standard Mount	: "SL", mounting hole $\varnothing$ 19 mm, cable 5m RG 58 (55...550 MHz)
Alternative Mount	: "S", mounting hole $\varnothing$ 19 mm, cable 5m RG 58 (55...300 MHz only) : "N", mounting hole $\varnothing$ 12.5 mm, cable 4m RG 58 (55...100MHz only)

### Mechanical Data

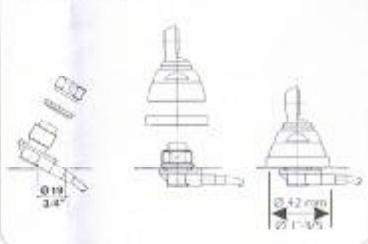
Materials	: Stainless Steel 17/7 PH, Nylon, Chromed Brass
Height (approx.)	: MGA 55-550 1400 mm : MGA 108-550 705 mm
Weight (approx.)	: 420 gr

## MOUNT INSTALLATIONS

### "SL" Mount



### "S" Mount



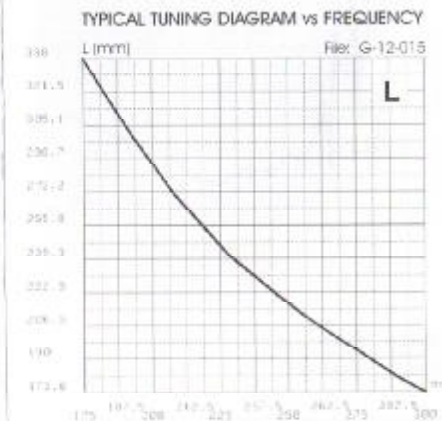
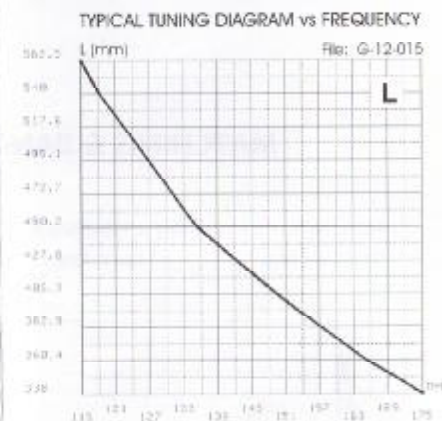
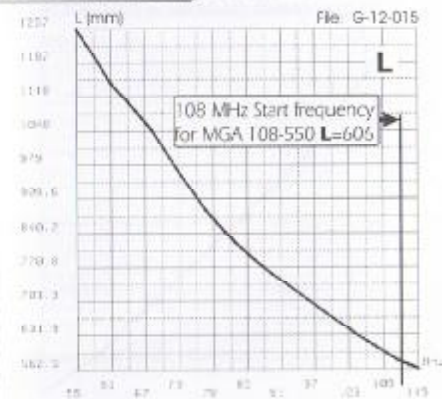
### "N" Mount



**"SL" MOUNT REMARK:** Be careful during installation do not use too much strenght but tighten the metal ring **A** by means of the suitable tool. **TIGHTENING TORQUE: 4 Nm  $\pm$  10%**

**PRECAUZIONE PER BASE "SL":** Porre attenzione durante l'installazione. Non serrare con troppa forza ma avvitare l'anello metallico **A** utilizzando la chiave adeguata. **COPPIA DI SERRAGGIO: 4 Nm  $\pm$  10%**

## TUNING INSTRUCTIONS



### NOTE:

- Use the curves just as a guide. For fine-tuning please use an SWR Meter.